

Ena modular series



Polycarbonate Modular Series



DOLY ACTION



ED-116

6A. 1 WAY SWITCH
1M



ED-126

6A. 2 WAY SWITCH
1M



ED-136

6A. BELL PUSH SWITCH
1M



ED-146

6A. 1 WAY SWITCH
WITH INDICATOR -1M



ED-156

6A. BELL PUSH
WITH INDICATOR-1M



ED-1116

16A. 1 WAY SWITCH
1M



ED-1216

16A. 2 WAY SWITCH
1M



ED-1316

16A. 1 WAY SWITCH
WITH INDICATOR-1M



DOLY ACTION



EDS-116

6A. 1 WAY SWITCH
1M



EDS-126

6A. 2 WAY SWITCH
1M



EDS-136

6A. BELL PUSH
1M



EDS-146

6A. 1 WAY SWITCH
WITH INDICATOR-1M



EDS-156

6A. BELL PUSH
WITH INDICATOR 1M



EDS-1116

16A. 1 WAY SWITCH 1M



EDS-1216

16A. 2 WAY SWITCH 1M



EDS-1316

16A. 1 WAY SWITCH
WITH INDICATOR 1M



ROCKER ACTION



E-116

6A. 1 WAY SWITCH
1M



E-126

6A. 2 WAY SWITCH
1M



E-136

6A. BELL PUSH
1M



E-146

6A. 1 WAY SWITCH
WITH INDICATOR-1M

Polycarbonate Modular Series



E-156
6A. BELL PUSH
WITH INDICATOR
1M



E-1116
16A. 1 WAY SWITCH
1M



E-1216
16A. 2 WAY SWITCH
1M



E-1316
16A. 1 WAY SWITCH
WITH INDICATOR-1M



ED-236
6A. BELL PUSH
2M



ED-256
6A. BELL PUSH
WITH INDICATOR-2M



ED-2125
25A. D.P. SWITCH
WITH INDICATOR-2M



E-216
6A. 1 WAY SWITCH
2M




E-226
6A. 2 WAY SWITCH
2M



E-236
6A. BELL PUSH
2M



E-246
6A. 1 WAY SWITCH
WITH INDICATOR-2M



E-256
6A. BELL PUSH
WITH INDICATOR-2M



E-2116
16A. 1 WAY SWITCH
2M



E-2216
16A. 2 WAY SWITCH
2M



E-2316
16A. 1 WAY SWITCH
WITH INDICATOR-2M



E-2125
25A. D.P. SWITCH
WITH INDICATOR-2M



E-2416
16A. MOTOR STARTER
SWITCH-2M



E-2425
20/25A. MOTOR STARTER
SWITCH-2M



E-316
6A. 2 PIN SOCKET-1M



E-326
6A. 2 IN 1 SOCKET
2M

Polycarbonate Modular Series



E-3261
6A. 2 IN 1 SOCKET
WITH SHUTTER -2M



E-3262
6A. MULTI SOCKET
(MOBILE SOCKET PIN)-2M



E-3213
MULTI SOCKET 6,10,13A.
ALL PIN-2M



E-3216
6A. & 16A. UNI SOCKET
2M



E-3226
6A. SWITCH SOC. COMB
WITH INDICATOR-2M



E-411
450 W. DIMMER
1M



E-412
FOUR STEP REGULATOR
1M



E-421
FIVE STEP REGULATOR
2M



E-422
650 W. DIMMER
2M




E-512
T.V. ANTENNA SOCKET
1M



E-513
CORD OUTLET
1M



E-514
TELE JACK (2 LINE)
WITH SHUTTER- 1M



E-515
TELEPHONE JACK(4 LINE)
1M



E-522
COMPUTER JACK
WITH SHUTTER-2M



E-523
RJ45 JACK CAT-6
1M



E-611
6A. INDICATOR LAMP
1M



E-612
10A / 16A. FUSE UNIT
1M



E-613
SPEAKER OUTLET
1M



E-711
BLANK PLATE
1M



E-614
BELL INDICATOR
1M

Polycarbonate Modular Series



E-621
ELECTRONIC BUZZER
2M



E-622
MECHANICAL BUZZER
2M



E-823
SHAVER UNIT
1M



E-824
FIXTURE DOWN LIGHT WITH
CONCEAL METAL BOX-4M



E-825
FIXTURE WITH
DIFUSE LIGHT-4M



E-826
NIGHT LAMP
2M



E-827
LED FIXTURE DOWN LIGHT
WITH COVER PLATE-4M



E-828
DOWN LIGHT ONLY PLATE
4M



E-829
DOWN LIGHT WITH LED
3M




E-906 TO E-932
6A. TO 32A. S. P. (C SERIES)
MINI TRIP SWITCH 1M



E-9162 TO E-9322
16A. TO 32A. D. P. (C SERIES)
MINI TRIP SWITCH 2M



E-9322A
MCCB 6/10/16/20/25/32A.
2M




EI-906 TO E-932
6/10/16/20/25/32A TRIP ISOLATOR
S. P. 1M



EI-9162 TO EI-9322
16/20/25/32A. TRIP ISOLATOR
D. P. 2M





- E-10101 1 MODULE COVER WITH BASE PLATE
- E-10102 2 MODULE COVER WITH BASE PLATE
- E-10103 3 MODULE COVER WITH BASE PLATE
- E-10104 4 MODULE COVER WITH BASE PLATE
- E-10106 6 MODULE COVER WITH BASE PLATE
- E-10108 8 MODULE COVER WITH BASE PLATE
- E-10208 8 MODULE COVER WITH BASE PLATE (H)
- E-10112 12 MODULE COVER WITH BASE PLATE
- E-10116 16 MODULE COVER WITH BASE PLATE
- E-10118 18 MODULE COVER WITH BASE PLATE



Veneer



Teakwood



N. Veneer



Brown



Gold



Pearl 2 tone



Silver




Grey Titan



Loar Burl


COLOUR PLATES

ENA WOOD PLATES



| CODE | PLATE | SUITABLE FOR (SIZES) |
|---------|-----------------|-----------------------|
| E-10301 | 1 MODULE | (4" X 4" / 5" X 5") |
| E-10302 | 2 MODULE | (4" X 4" / 5" X 5") |
| E-10303 | 3 MODULE | (4" X 4" / 5" X 5") |
| E-10304 | 4 MODULE | (4" X 6" / 5" X 7") |
| E-10306 | 6 MODULE | (4" X 8" / 5" X 8") |
| E-10308 | 8 MODULE (H) | (4" X 10" / 5" X 10") |
| E-10310 | 10 MODULE (H) | (4" X 12" / 5" X 12") |
| E-10312 | 12 MODULE (SQ.) | (6" X 8" / 8" X 10") |
| E-10332 | 12 MODULE (H) | (4" X 15" / 5" X 15") |
| E-10314 | 14 MODULE | (9" X 11") |
| E-10316 | 16 MODULE | (6" X 10") |
| E-10318 | 18 MODULE | (8" X 10" / 9" X 11") |
| E-10328 | 18 MODULE (H) | (8" X 10") |
| E-10320 | 20 MODULE | (6" X 12") |

ENA SURFACE BOX (WITH BACK COVER PLATE)



| CODE | MODULE |
|---------|----------------|
| E-40301 | 1 MODULE |
| E-40302 | 2 MODULE |
| E-40303 | 3 MODULE |
| E-40304 | 4 MODULE |
| E-40306 | 6 MODULE |
| E-40328 | 8 MODULE (H) |
| E-40308 | 8 MODULE (SQ.) |
| E-40312 | 12 MODULE |
| E-40316 | 16 MODULE |



G.I. CONCEALED
METAL BOXES
RUST FREE



CONCEALED
UNBREAKABLE
P.V.C
BOXES



SURFACE BOXES
(WHITE)

| MODULE | CONCEAL METAL | CONCEAL UNBREAKABLE | SURFACE |
|----------------|------------------|------------------------|---------|
| 1 MOD. & 2MOD. | E-20102 | E-30102 | E-40102 |
| 3 MODULE | E-20103 | E-30103 | E-40103 |
| 4 MODULE | E-20104 | E-30104 | E-40104 |
| 6 MODULE | E-20106 | E-30106 | E-40106 |
| 8 MODULE (H) | E-20108 | E-30108 | E-40108 |
| 8 MODULE (SQ.) | E-20208 | E-30208 | E-40208 |
| 12 MODULE | E-20112 | E-30112 | E-40112 |
| 16 MODULE | E-20116 | | |
| 18 MODULE | E-20118 | E-30118 | E-40118 |